

# Komparativni podaci za odabrane kompanije

**Bazna kompanija:**

***BINGO d.o.o. TUZLA***

**Klasifikacija djelatnosti:**

***4711***

*Trgovina na malo u nespecijaliziranim prodavnicama pretežno hranom, pi i ma i duhanskim proizvodima*

## Komparativni podaci za odabrane kompanije

### Bazna kompanija

**BINGO d.o.o. TUZLA**

### Odabrana grupa kompanija

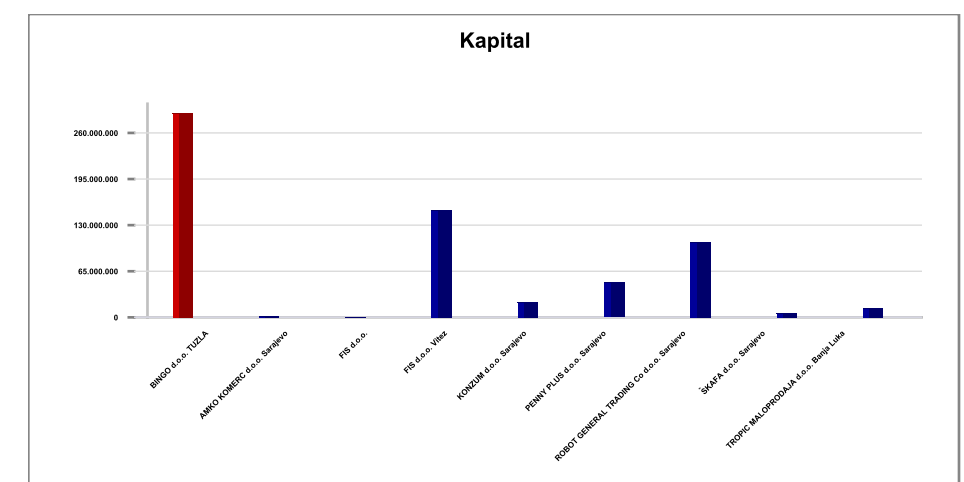
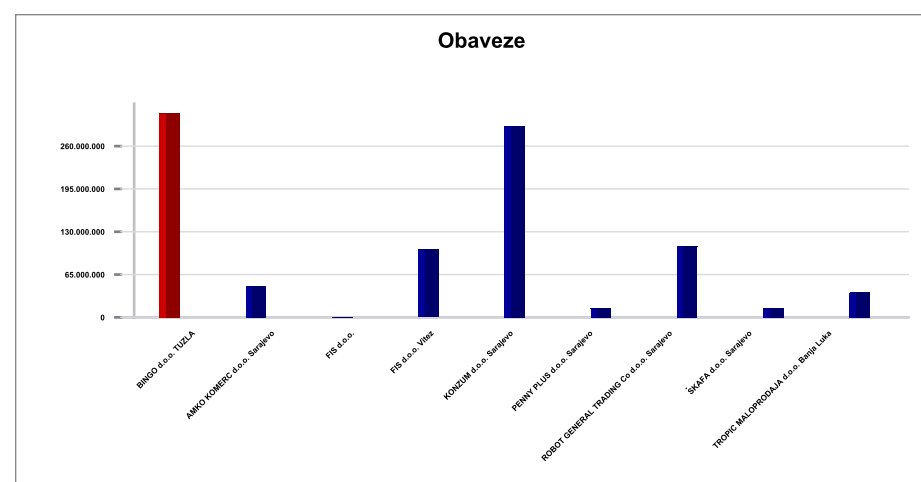
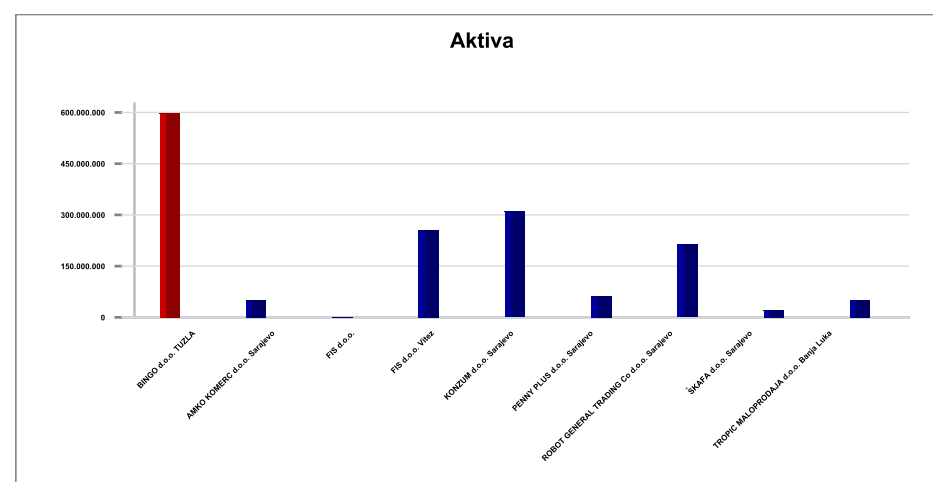
1	AMKO KOMERC d.o.o. Sarajevo
2	FIS d.o.o.
3	FIS d.o.o. Vitez
4	KONZUM d.o.o. Sarajevo
5	PENNY PLUS d.o.o. Sarajevo
6	ROBOT GENERAL TRADING Co d.o.o. Sarajevo
7	ŠKAFA d.o.o. Sarajevo
8	TROPIC MALOPRODAJA d.o.o. Banja Luka

Sadržaj	Naziv	Stranica
	Komparativni podaci - Bilans stanja ( KM )	2
	Komparativni podaci - Bilans uspjeha ( KM )	3
	Komparativni podaci - Izvještaj o nov anim tokovima ( KM )	4
	Ključni pokazatelji poslovanja	5
	Pokazatelji likvidnosti	5
	Pokazatelji efikasnosti	5
	Pokazatelji solventnosti	5
	Pokazatelji profitabilnosti	5

## Komparativni podaci za odabrane kompanije Bilans stanja (KM)

Korisnik : lrc

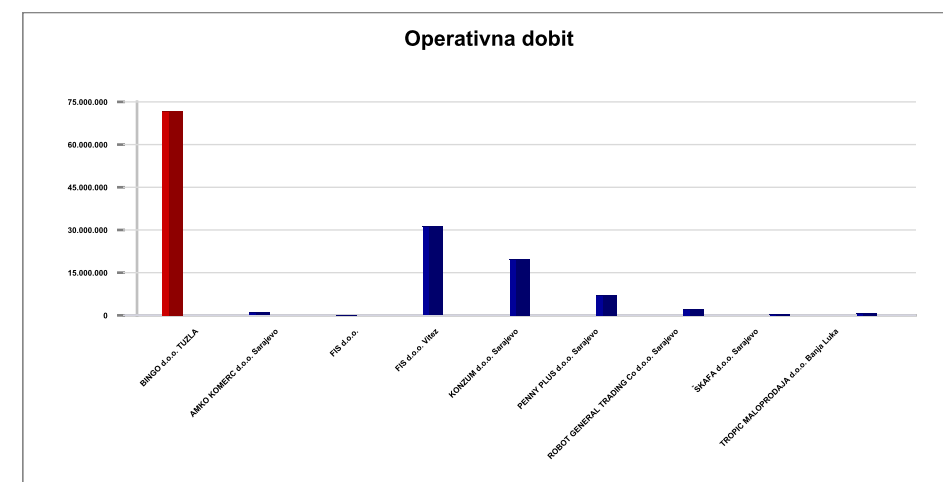
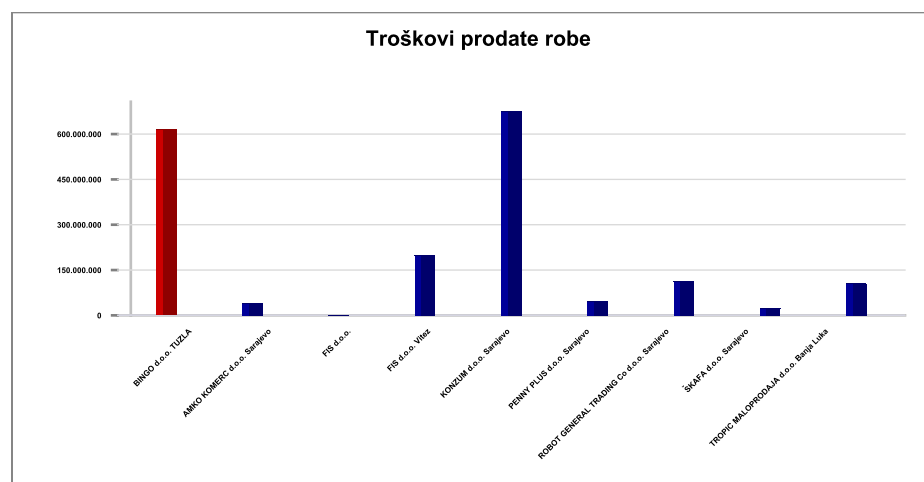
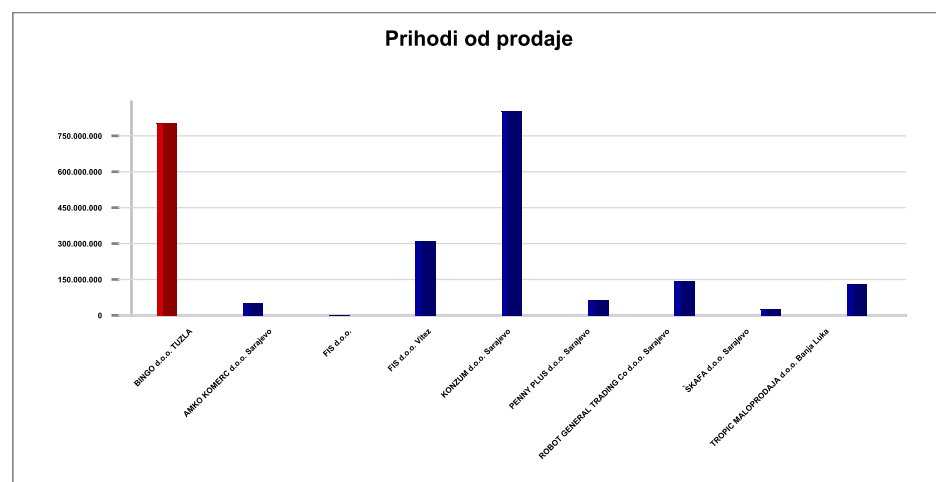
BILANS STANJA	BINGO d.o.o. TUZLA	AMKO KOMERC d.o.o. Sarajevo	FIS d.o.o.	FIS d.o.o. Vitez	KONZUM d.o.o. Sarajevo	PENNY PLUS d.o.o. Sarajevo	ROBOT GENERAL TRADING Co d.o.o. Sarajevo	ŠKAFA d.o.o. Sarajevo	TROPIC MALOPRODAJA d.o.o. Banja Luka
<b>AKTIVA</b>									
Gotovina i ekvivalenti gotovine	32,957,370	317,716	27,105	6,241,511	5,271,448	1,889,385	1,704,248	153,426	2,240,176
Potraživanja od kupaca	13,639,528	5,809,307	1,580	11,593,992	35,733,943	914,968	3,300,901	885,259	1,599,860
Zalihe	114,264,837	3,436,876	4,660	86,368,901	117,846,669	29,584,342	27,955,259	10,345,474	16,936,537
Ostala tekuća sredstva	15,096,759	7,330,105	2,810	2,516,492	53,232,711	1,262,092	4,732,730	333,069	5,069,596
<b>UKUPNO TEKUĆA SREDSTVA</b>	<b>175,958,494</b>	<b>16,894,004</b>	<b>36,155</b>	<b>106,720,896</b>	<b>212,084,771</b>	<b>33,650,787</b>	<b>37,693,138</b>	<b>11,717,228</b>	<b>25,846,169</b>
Postrojenja i oprema	45,952,855	868,644	0	22,220,675	41,041,341	2,154,138	9,945,743	872,045	6,544,001
Gravevinski objekti	0	0	0	0	0	0	0	0	0
Zemljište	0	0	0	0	0	0	0	0	0
Ostala stalna sredstva	373,762,965	30,459,551	0	124,266,297	56,795,978	26,185,018	165,432,339	6,140,965	17,753,475
<b>UKUPNO STALNA SREDSTVA</b>	<b>419,715,820</b>	<b>31,328,195</b>	<b>0</b>	<b>146,486,972</b>	<b>97,837,319</b>	<b>28,339,156</b>	<b>175,378,082</b>	<b>7,013,010</b>	<b>24,297,476</b>
Odložena poreska sredstva	0	0	0	0	0	0	0	0	0
Gubitak iznad visine kapitala	0	0	0	0	0	0	0	0	0
<b>UKUPNO AKTIVA</b>	<b>595,674,314</b>	<b>48,222,199</b>	<b>36,155</b>	<b>253,207,868</b>	<b>309,922,090</b>	<b>61,989,943</b>	<b>213,071,220</b>	<b>18,730,238</b>	<b>50,143,645</b>
<b>PASIVA</b>									
Dobavljači	146,813,147	17,617,045	514	28,308,468	251,628,178	4,830,466	53,277,835	5,101,091	26,963,337
Kratkoročni krediti	9,500,000	9,174,843	0	22,137,953	20,270,726	1,000,000	16,745,252	3,208,656	20,000
Teukući dio dugoročnih kredita	25,427,492	2,508,720	0	10,555,064	0	644,302	7,881,070	1,432,698	257,380
Ostale kratkoročne obaveze	16,163,823	2,534,816	252	10,979,108	14,644,333	5,431,228	3,016,976	692,547	8,194,089
<b>UKUPNO KRATKOROČNE</b>	<b>197,904,462</b>	<b>31,835,424</b>	<b>766</b>	<b>71,980,593</b>	<b>286,543,237</b>	<b>11,905,996</b>	<b>80,921,133</b>	<b>10,434,992</b>	<b>35,434,806</b>
Dugoročni krediti	109,968,328	12,470,973	0	30,638,355	0	1,081,651	17,604,132	1,742,161	1,741,313
Ostale dugoročne obaveze	1,003,646	3,214,773	0	320,500	2,782,712	39,811	9,677,994	1,635,135	178,417
<b>UKUPNO DUGOROČNE OBAVEZE</b>	<b>110,971,974</b>	<b>15,685,746</b>	<b>0</b>	<b>30,958,855</b>	<b>2,782,712</b>	<b>1,121,462</b>	<b>27,282,126</b>	<b>3,377,296</b>	<b>1,919,730</b>
<b>UKUPNO OBAVEZE</b>	<b>308,876,436</b>	<b>47,521,170</b>	<b>766</b>	<b>102,939,448</b>	<b>289,325,949</b>	<b>13,027,458</b>	<b>108,203,259</b>	<b>13,812,288</b>	<b>37,354,536</b>
Osnovni kapital	5,587,884	156,000	27,875	49,442,527	24,882,337	17,348,069	1,972,000	2,889,477	103,767,546
Neraspoređena dobit	281,100,583	545,029	7,514	100,825,893	1,861,423	31,614,416	102,895,961	2,028,473	4,552,415
Ostali kapital	109,411	0	0	0	-6,147,619	0	0	0	-95,530,852
<b>UKUPNO KAPITAL</b>	<b>286,797,878</b>	<b>701,029</b>	<b>35,389</b>	<b>150,268,420</b>	<b>20,596,141</b>	<b>48,962,485</b>	<b>104,867,961</b>	<b>4,917,950</b>	<b>12,789,109</b>
<b>UKUPNO PASIVA</b>	<b>595,674,314</b>	<b>48,222,199</b>	<b>36,155</b>	<b>253,207,868</b>	<b>309,922,090</b>	<b>61,989,943</b>	<b>213,071,220</b>	<b>18,730,238</b>	<b>50,143,645</b>



## Komparativni podaci za odabrane kompanije Bilans uspjeha (KM)

Korisnik : lrc

BILANS USPJEHA	BINGO d.o.o. TUZLA	AMKO KOMERC d.o.o. Sarajevo	FIS d.o.o.	FIS d.o.o. Vitez	KONZUM d.o.o. Sarajevo	PENNY PLUS d.o.o. Sarajevo	ROBOT GENERAL TRADING Co d.o.o. Sarajevo	ŠKAFA d.o.o. Sarajevo	TROPIC MALOPRODAJA d.o.o. Banja Luka
<b>Prihodi od prodaje</b>	<b>803,433,657</b>	<b>47,720,803</b>	<b>16,124</b>	<b>306,778,396</b>	<b>849,962,319</b>	<b>60,694,255</b>	<b>142,487,306</b>	<b>25,791,543</b>	<b>127,996,562</b>
<b>Poslovni rashodi</b>									
Troškovi prodane robe	614,735,268	40,574,926	5,093	196,789,904	673,314,113	44,340,777	112,944,725	21,275,379	104,960,144
Materijalni troškovi	23,592,812	924,388	0	32,583,675	18,356,771	690,637	3,153,747	577,589	2,719,138
Troškovi plaća	55,410,819	2,623,732	9,190	33,731,717	62,799,729	4,577,052	14,032,594	1,982,100	10,244,341
Amortizacija	10,512,265	265,301	0	6,607,015	18,373,415	1,231,457	5,654,976	325,864	1,868,369
Ostali poslovni rashodi	27,708,461	2,332,719	1,405	5,818,881	57,582,805	2,717,101	4,808,372	1,172,475	7,680,855
<b>Ukupno poslovni rashodi</b>	<b>731,959,625</b>	<b>46,721,066</b>	<b>15,688</b>	<b>275,531,192</b>	<b>830,426,833</b>	<b>53,557,024</b>	<b>140,594,414</b>	<b>25,333,407</b>	<b>127,472,847</b>
<b>Operativna dobit (EBIT)</b>	<b>71,474,032</b>	<b>999,737</b>	<b>436</b>	<b>31,247,204</b>	<b>19,535,486</b>	<b>7,137,231</b>	<b>1,892,892</b>	<b>458,136</b>	<b>523,715</b>
Troškovi kamata	4,626,737	1,485,006	0	3,081,055	1,070,387	8,215	2,226,668	598,975	192,280
Ostali prihodi	3,734,772	1,311,003	0	1,514,656	3,070,578	1,866,842	7,448,602	704,888	4,580,925
Ostali rashodi	13,357,575	664,216	0	1,907,752	19,674,256	444,940	2,953,201	458,485	1,176,085
<b>Dobit prije poreza</b>	<b>57,224,492</b>	<b>161,518</b>	<b>436</b>	<b>27,773,053</b>	<b>1,861,421</b>	<b>8,550,918</b>	<b>4,161,625</b>	<b>105,564</b>	<b>3,736,275</b>
Porezi	1,035,864	19,187	44	772,752	0	859,094	539,022	15,036	0
<b>Neto dobit (gubitak)</b>	<b>56,188,628</b>	<b>142,331</b>	<b>392</b>	<b>27,000,301</b>	<b>1,861,421</b>	<b>7,691,824</b>	<b>3,622,603</b>	<b>90,528</b>	<b>3,736,275</b>
Ostale promjene	0	0	0	0	0	0	0	0	0
<b>Ukupna dobit</b>	<b>56,188,628</b>	<b>142,331</b>	<b>392</b>	<b>27,000,301</b>	<b>1,861,421</b>	<b>7,691,824</b>	<b>3,622,603</b>	<b>90,528</b>	<b>3,736,275</b>



## Komparativni podaci za odabrane kompanije Izveštaj o nov anim tokovima (KM)

Korisnik : lrc

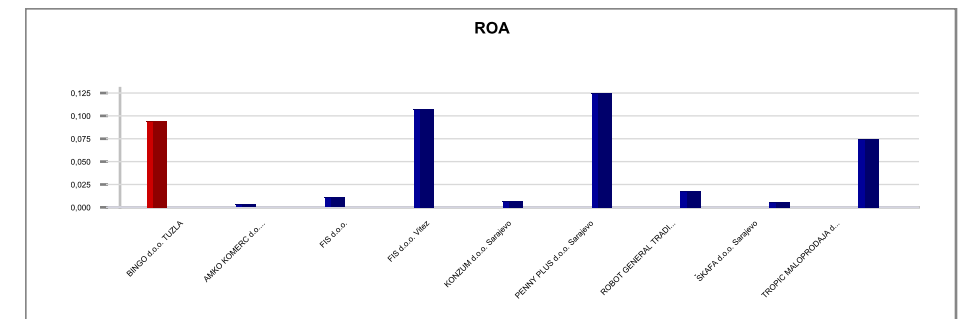
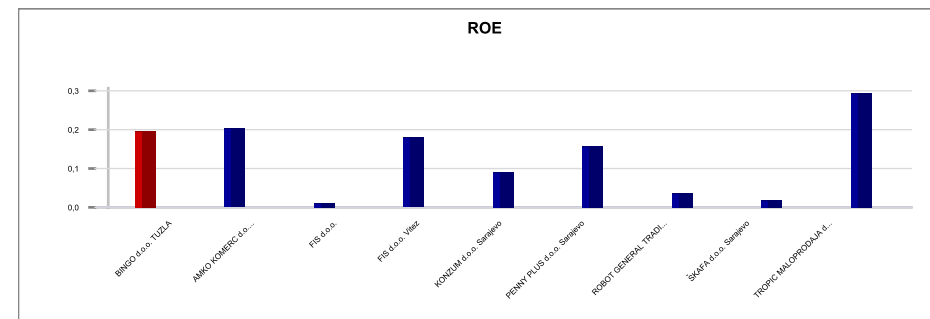
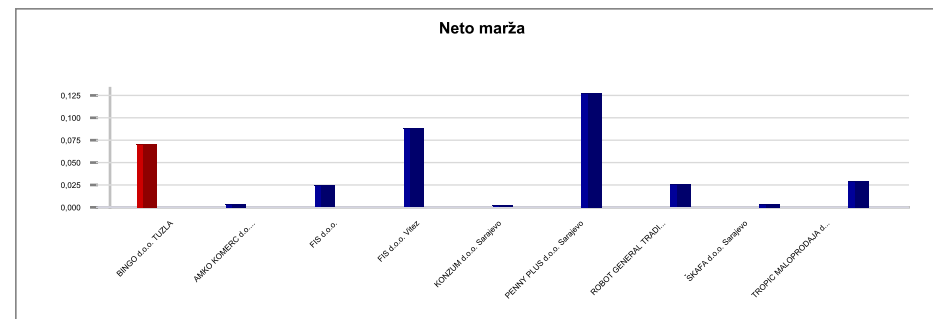
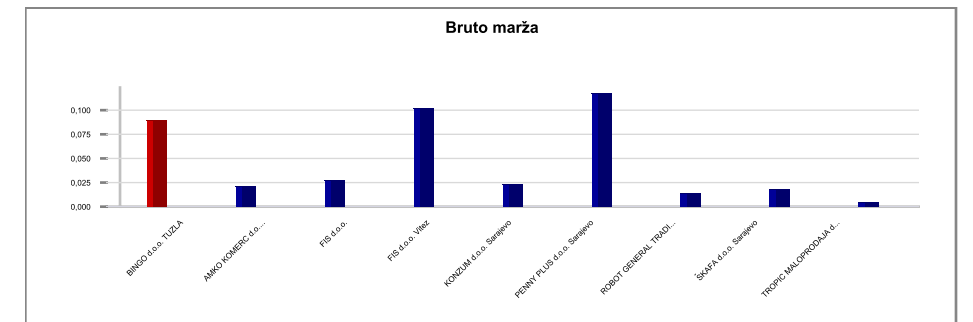
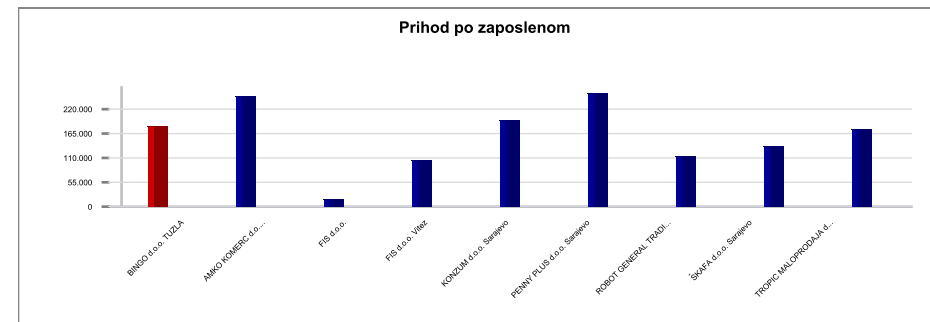
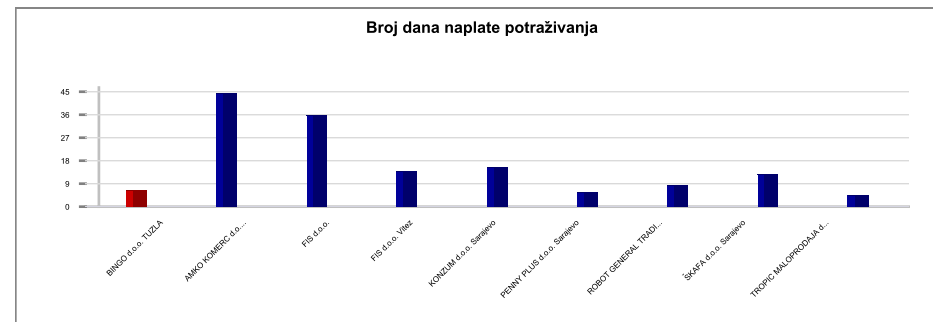
Izveštaj o nov anim tokovima u 2015.	BINGO d.o.o. TUZLA	AMKO KOMERC d.o.o. Sarajevo	FIS d.o.o.	FIS d.o.o. Vitez	KONZUM d.o.o. Sarajevo	PENNY PLUS d.o.o. Sarajevo	ROBOT GENERAL TRADING Co d.o.o. Sarajevo	ŠKAFA d.o.o. Sarajevo	TROPIC MALOPRODAJA d.o.o. Banja Luka
<b>Nov ani tok iz poslovnih aktivnosti</b>									
Neto rezultat	56,188,628	142,331	392	27,000,301	1,861,421	7,691,824	3,622,603	90,528	3,736,275
Amortizacija	10,512,265	265,301	0	6,607,015	18,373,415	1,231,457	5,654,976	325,864	1,868,369
Δ Potraživanja od kupaca	-5,067,538	824,586	-1,500	-569,848	-7,111,463	-225,237	1,469,737	557,300	-22,827
Δ Zalihe	-21,489,778	-101,502	1,311	-3,060,048	-11,880,450	-2,821,934	-455,163	2,241,236	-6,529,863
Δ Ostala teku a sredstva	-555,196	-484,963	0	-115,990	-13,197,911	-565,084	-392,576	623,915	-1,512,651
Δ Obaveze prema dobavlja ima	52,981,159	326,822	-4,285	-4,470,385	28,552,681	397,443	1,755,561	-828,444	8,889,548
Δ Ostale teku e obaveze	1,082,594	1,534,601	-688	-3,537,725	5,243,309	497,700	-1,381,039	-73,481	6,993,520
<b>Ukupni nov ani tok iz poslovnih</b>	<b>93,652,134</b>	<b>2,507,176</b>	<b>-4,770</b>	<b>21,853,320</b>	<b>21,841,002</b>	<b>6,206,169</b>	<b>10,274,099</b>	<b>2,936,918</b>	<b>13,422,371</b>
<b>Nov ani tok iz ulaga kih aktivnosti</b>									
Nabavka / prodaja stalnih sredstava	-104,891,034	-252,241	0	-10,182,430	-23,732,346	-7,341,401	-14,219,346	-1,231,584	-12,113,522
<b>Ukupni nov ani tok iz ulaga kih</b>	<b>-104,891,034</b>	<b>-252,241</b>	<b>0</b>	<b>-10,182,430</b>	<b>-23,732,346</b>	<b>-7,341,401</b>	<b>-14,219,346</b>	<b>-1,231,584</b>	<b>-12,113,522</b>
<b>Nov ani tok iz finansijskih aktivnosti</b>									
Priliv / odliv od kratkoro nih kredita	-22,192,457	2,114,843	0	-1,076,015	-673,764	892,008	-7,487,573	-954,881	-4,980,000
Priliv / odliv od dugoro nih kredita	41,642,411	-2,147,176	0	-7,387,271	0	1,725,953	11,072,859	-440,493	1,998,693
Ostale dugoro ne obaveze	-2,371,253	-1,635,391	0	-85,104	-45,794	12,753	1,336,139	1,545,256	-18,047
Priliv / odliv u kapitalu	19,793,983	-632,915	0	-24,202	4	-1,000,000	-1,000,000	-2,091,396	816,141
<b>Ukupni nov ani tok iz finansijskih</b>	<b>36,872,684</b>	<b>-2,300,639</b>	<b>0</b>	<b>-8,572,592</b>	<b>-719,554</b>	<b>1,630,714</b>	<b>3,921,425</b>	<b>-1,941,514</b>	<b>-2,183,213</b>
<b>UKUPNI NOV ANI TOKOVI ZA PERIOD</b>	<b>25,633,784</b>	<b>-45,704</b>	<b>-4,770</b>	<b>3,098,298</b>	<b>-2,610,898</b>	<b>495,482</b>	<b>-23,822</b>	<b>-236,180</b>	<b>-874,364</b>
<b>NOVAC NA PO ETKU PERIODA</b>	<b>7,323,586</b>	<b>363,420</b>	<b>31,875</b>	<b>3,143,213</b>	<b>7,882,346</b>	<b>1,393,903</b>	<b>1,728,070</b>	<b>389,606</b>	<b>3,114,540</b>
<b>NOVAC NA KRAJU PERIODA</b>	<b>32,957,370</b>	<b>317,716</b>	<b>27,105</b>	<b>6,241,511</b>	<b>5,271,448</b>	<b>1,889,385</b>	<b>1,704,248</b>	<b>153,426</b>	<b>2,240,176</b>

# Komparativni podaci za odabrane kompanije

## Pokazatelji

Korisnik : lrc

Ključni pokazatelji poslovanja (2015)	BINGO d.o.o. TUZLA	AMKO KOMERC d.o.o. Sarajevo	FIS d.o.o.	FIS d.o.o. Vitez	KONZUM d.o.o. Sarajevo	PENNY PLUS d.o.o. Sarajevo	ROBOT GENERAL TRADING Co d.o.o. Sarajevo	ŠKAFA d.o.o. Sarajevo	TROPIC MALOPRODAJA d.o.o. Banja Luka
<b>Pokazatelji likvidnosti</b>									
Tekući pokazatelj	0.89	0.53	47.20	1.48	0.74	2.83	0.47	1.12	0.73
Ubrzani pokazatelj	0.31	0.42	41.12	0.28	0.33	0.34	0.12	0.13	0.25
<b>Pokazatelji efikasnosti</b>									
Prosječan broj dana naplate potraž.	6.20	44.43	35.77	13.79	15.34	5.50	8.46	12.53	4.56
Prosječan broj dana obrta zaliha	67.84	30.92	333.97	160.19	63.88	243.53	90.34	177.49	58.90
Prosječan broj dana plaćanja dobavljača	87.17	158.48	36.84	52.51	136.41	39.76	172.18	87.51	93.76
Prihod po zaposlenom (KM)	179,940	248,546	16,124	103,571	194,055	256,094	112,727	135,745	175,098
Prosječan trošak plate po	12,410	13,665	9,190	11,388	14,338	19,312	11,102	10,432	14,014
Materijalni troškovi / Prihod	2.9 %	1.9 %	0.0 %	10.6 %	2.2 %	1.1 %	2.2 %	2.2 %	2.1 %
Troškovi plaćanja / Prihod	6.9 %	5.5 %	57.0 %	11.0 %	7.4 %	7.5 %	9.8 %	7.7 %	8.0 %
Poslovni rashodi / Prihod	91.1 %	97.9 %	97.3 %	89.8 %	97.7 %	88.2 %	98.7 %	98.2 %	99.6 %
Prihod / stalna sredstva	1.91	1.52		2.09	8.69	2.14	0.81	3.68	5.27
<b>Pokazatelji solventnosti</b>									
% tužih izvora sredstava	51.9 %	98.5 %	2.1 %	40.7 %	93.4 %	21.0 %	50.8 %	73.7 %	74.5 %
EBIT / kamate	15.45	0.67		10.14	18.25	868.80	0.85	0.76	2.72
Kreditna zaduženja / kapital	0.50	34.46	0.00	0.42	0.98	0.06	0.40	1.30	0.16
<b>Pokazatelji profitabilnosti</b>									
EBIT / prihod	8.9 %	2.1 %	2.7 %	10.2 %	2.3 %	11.8 %	1.3 %	1.8 %	0.4 %
Neto marža	7.0 %	0.3 %	2.4 %	8.8 %	0.2 %	12.7 %	2.5 %	0.4 %	2.9 %
ROE	19.6 %	20.3 %	1.1 %	18.0 %	9.0 %	15.7 %	3.5 %	1.8 %	29.2 %
ROA	9.4 %	0.3 %	1.1 %	10.7 %	0.6 %	12.4 %	1.7 %	0.5 %	7.5 %
Rast prihoda	42.7 %	-14.6 %	17.2 %	8.3 %	22.1 %	15.1 %	4.1 %	-24.6 %	8.7 %
Broj zaposlenih	4465	192	1	2962	4380	237	1264	190	731



[www.lrcbh.com](http://www.lrcbh.com) | [lrc@lrcbh.com](mailto:lrc@lrcbh.com)